

LOWER ORAKZAI TEHSIL (ORAKZAI AGENCY)

IVAP-II SAMPLE DATA – Preliminary



196 IDP families (a total of 1,047 individuals) originating from Lower Orakzai tehsil (Orakzai Agency) in FATA were randomly selected from the list of 5,442 families identified in IVAP-I. They were surveyed with the IVAP-II multi-cluster questionnaire (which all clusters had previously fed questions into) between February and June 2012. The families were surveyed in their displacement locations across Khyber Paktunkhwa, however the questions related to needs in their origin location. The results are generalized across the tehsil and presented below. All data relates to conditions and needs in origin location and should be used to inform humanitarian assistance provided to these families upon their return to these areas. Further information is available in the database found on the IVAP website (www.ivap.org.pk) or through contacting the IVAP team (irum.jamshed@pakistan.theirc.org).

GENERAL FAMILY INFORMATION

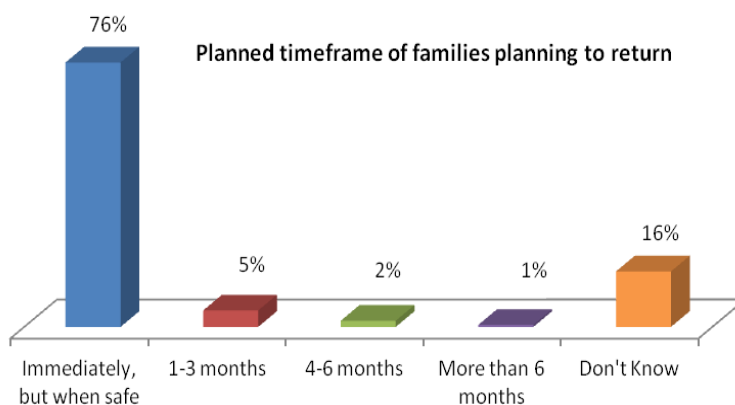
Average family size	5.3
Age breakdown	
1. Less than or equal to 2 years	8%
2. 3-4 years	7%
3. 5-17 years	39%
4. 18-50 years	38%
5. More than 50 years	8%
Individuals with stated vulnerability	
1. Widow	1%
2. Chronically ill	13%
3. Orphan	1%
4. Physically/ mentally disabled	3%
Gender breakdown	
1. Male	51%
2. Female	49%

SHELTER

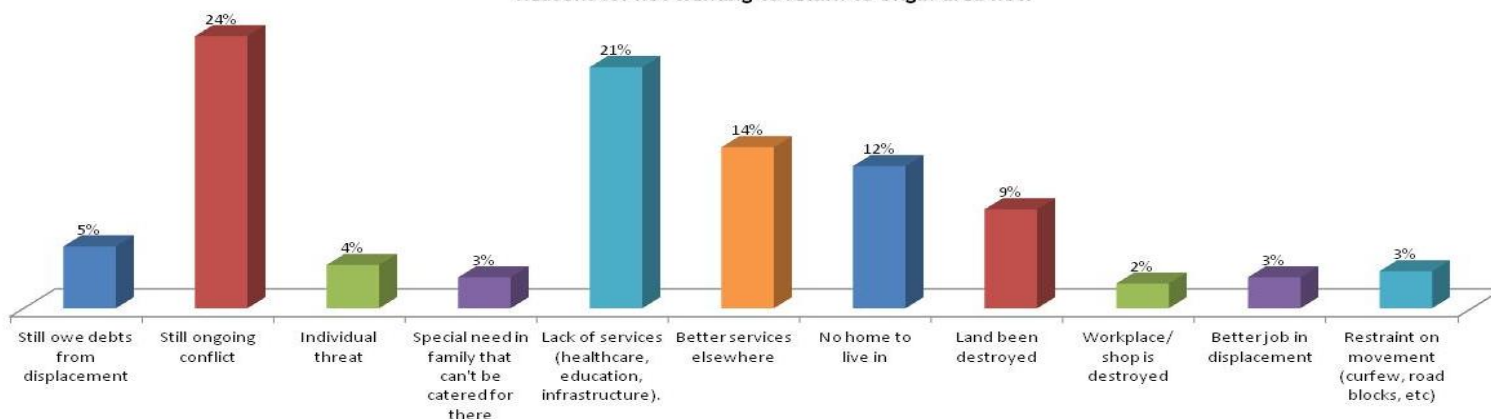
Majority of families own housing in their origin location with % of	86%
---	-----

PROTECTION / CHILD PROTECTION

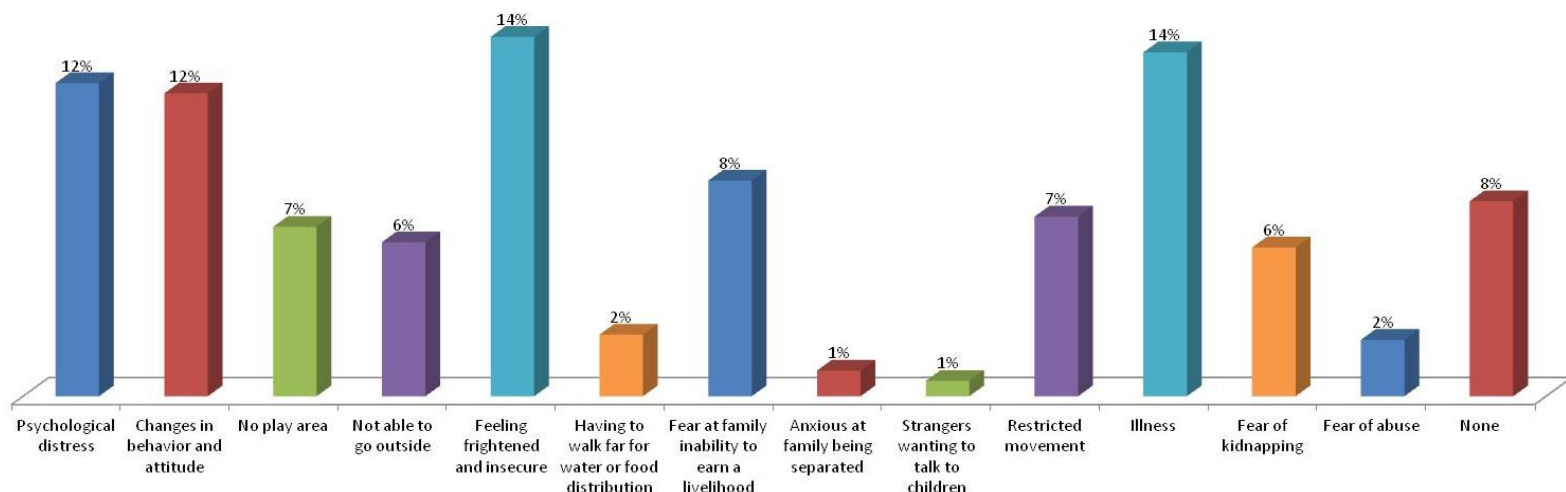
Families wanting to return to their origin location	86%
Most trusted sources of information on origin location	
1. People still living there	45%
2. Return visits by self/ someone else	38%
3. Radio/newspaper	13%



Reasons for not wanting to return to origin area now



Expected insecurity/ vulnerability to be faced by IDP children upon their return to origin areas



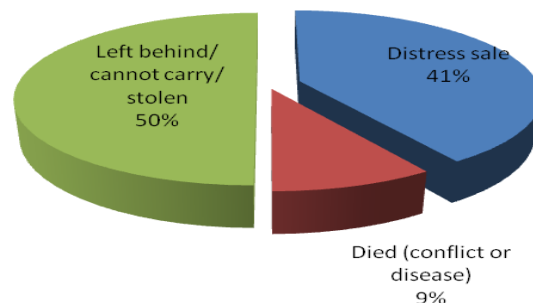
AGRICULTURE / INCOME / FOOD

Families living on daily wage labor in displacement	45%
Families whose monthly income in displacement is less than Rs. 5,000 per month.	55%
IDP families who own/rent land for cultivation in origin area	77%
IDP families who owned livestock in origin area prior to displacement	81%
IDP families who brought livestock with them to displacement location	16%
Most common negative coping strategies in displacement:	
1. Purchase food on debt	29%
2. Decrease expenses on healthcare	19%
3. Borrow food/ rely on help from friends	15%

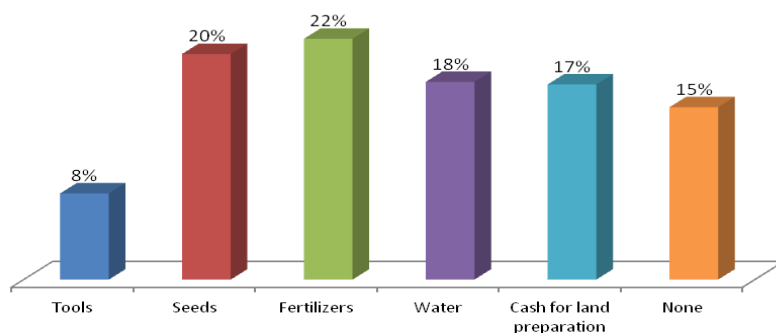
EDUCATION

Children not attending school in host location	40%
--	-----

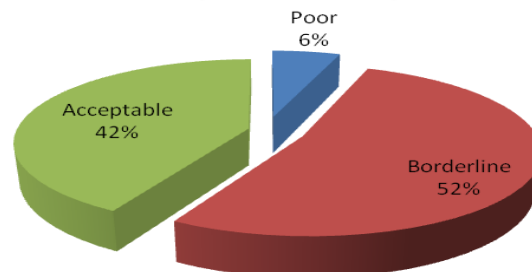
Reason livestock were not transported to displacement location



Priorities for land in origin location



Food consumption score in displacement



NB. All results are calculated using sample size of 196 which is the sample size needed (assuming maximum variation and regardless of population size) in order to ensure a 95% level of confidence in findings, with a 7% margin of error.

IVAP-II is funded by ECHO

