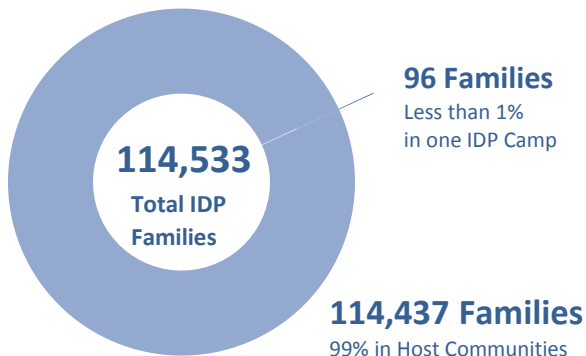


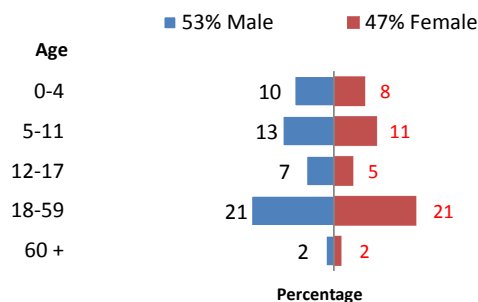


# KP and FATA IDP Population Fact Sheet

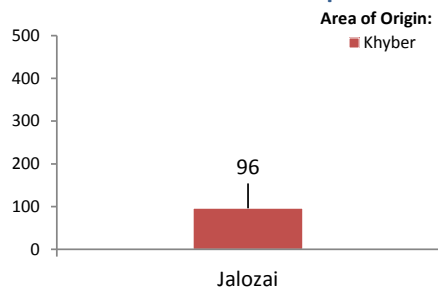
Updated: As of 30 September 2016



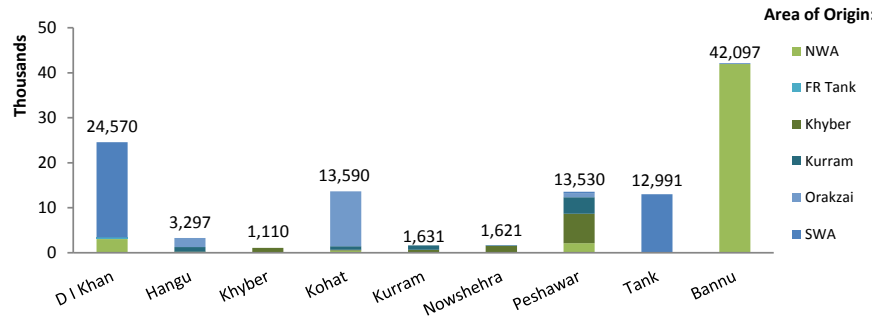
## Age-Gender Breakdown



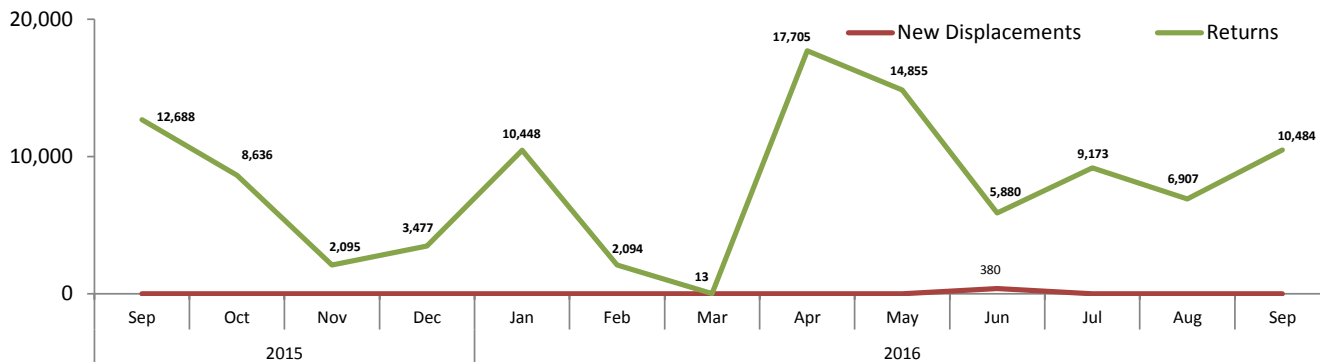
## IDPs in Camp



## IDPs in Host Communities (by District of Displacement)



## Displacement and Return Trends



## Currently Registered IDP Families by Location (Camp and Off-Camp)

Present Location	Area of Origin						Total Families	% of Total
	NWA	FR Tank	Khyber	Kurram	Orakzai	SWA		
D I Khan Off Camp	3,056	322				21,192	24,570	21%
Hangu Off Camp	208		38	1,019	2,032		3,297	3%
Khyber Agency Off Camp	6		1,104				1,110	1%
Kohat Off Camp	485		199	788	12,020	98	13,590	12%
Kurram Off Camp	7		618	1,006			1,631	1%
Nowshetra	Camp		96				96	0%
	Off Camp	96		1,420	94	11	1,621	1%
	<b>Sub-Total</b>	<b>96</b>		<b>1,516</b>	<b>94</b>	<b>11</b>	<b>1,717</b>	<b>1%</b>
Peshawar Off Camp	2,151		6,522	3,677	795	385	13,530	12%
Tank Off Camp	21					12,970	12,991	11%
Bannu Off Camp	41,916					181	42,097	37%
<b>Grand Total</b>	<b>47,946</b>	<b>322</b>	<b>9,997</b>	<b>6,584</b>	<b>14,847</b>	<b>34,837</b>	<b>114,533</b>	<b>100%</b>

1. 7,880 IDP families returned with VRF during September as per the following breakdown; 2,834 families to South Waziristan Agency, 2,606 to North Waziristan Agency and 2,440 to Khyber Agency.

2. In addition to organized return, a list of 2,994 families from denotified areas of SWA were shared by FDMA for deregistration. Of which 2,604 were deregistered while the remaining 390 families had already returned.

3. IDP Population reflects the total number of registered displaced families verified by NADRA