



IVAP-II SAMPLE DATA – Preliminary

196 IDP families (a total of 1,112 individuals) originating from Central Kurram tehsil (Kurram Agency) in FATA were randomly selected from the list of 2,266 families identified in IVAP-I. They were surveyed with the IVAP-II multi-cluster questionnaire (which all clusters had previously fed questions into) between February and June 2012. The families were surveyed in their displacement locations across Khyber Paktunkhwa, however the questions related to needs in their origin location. The results are generalized across the tehsil and presented below. All data relates to conditions and needs in origin location and should be used to inform humanitarian assistance provided to these families upon their return to these areas. Further information is available in the database found on the IVAP website (www.ivap.org.pk) or through contacting the IVAP team (irum.jamshed@pakistan.theirc.org).

GENERAL FAMILY INFORMATION

Average family size	5.4
Age breakdown	
1. Less than or equal to 2 years	12%
2. 3-4 years	11%
3. 5-17 years	35%
4. 18-50 years	37%
5. More than 50 years	5%
Individuals with stated vulnerability	
1. Widow	1%
2. Chronically ill	13%
3. Orphan	2%
4. Physically/ mentally disabled	3%
Gender breakdown	
1. Male	50%
2. Female	50%

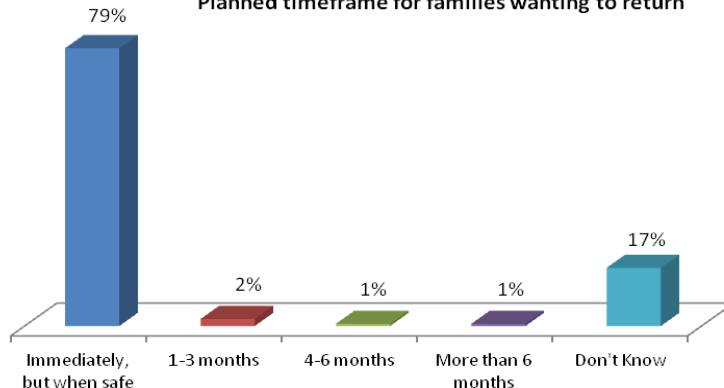
SHELTER

Majority of families own housing in their origin location with % of	96%
---	-----

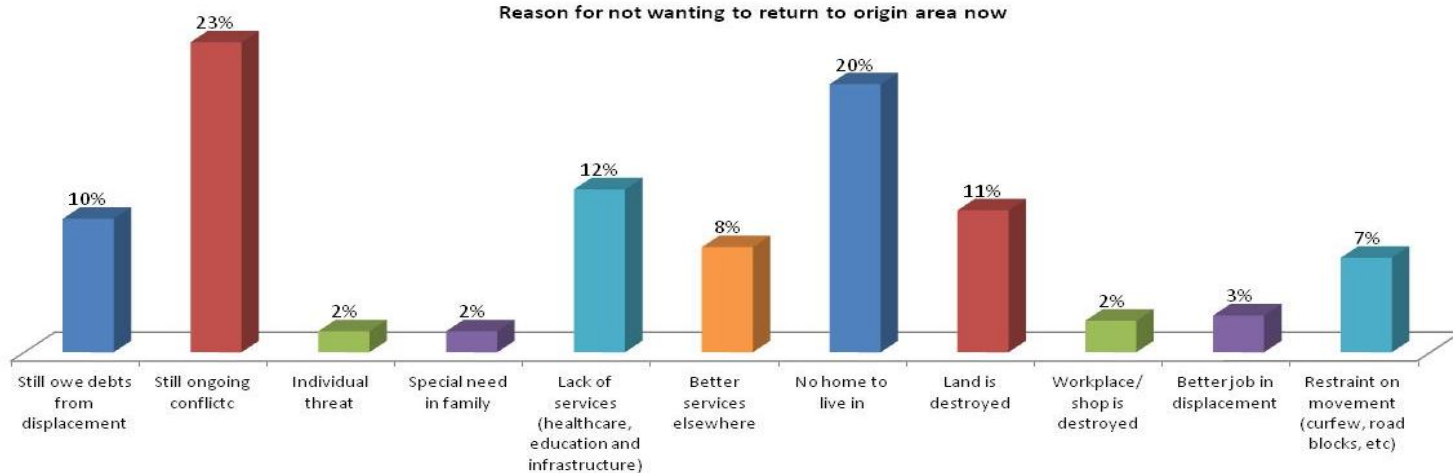
PROTECTION / CHILD PROTECTION

Families wanting to return to their origin location	76%
Most trusted sources of information on origin location	
1. People still living there	40%
2. Return visits by self/ someone else	29%
3. Radio/newspaper	23%

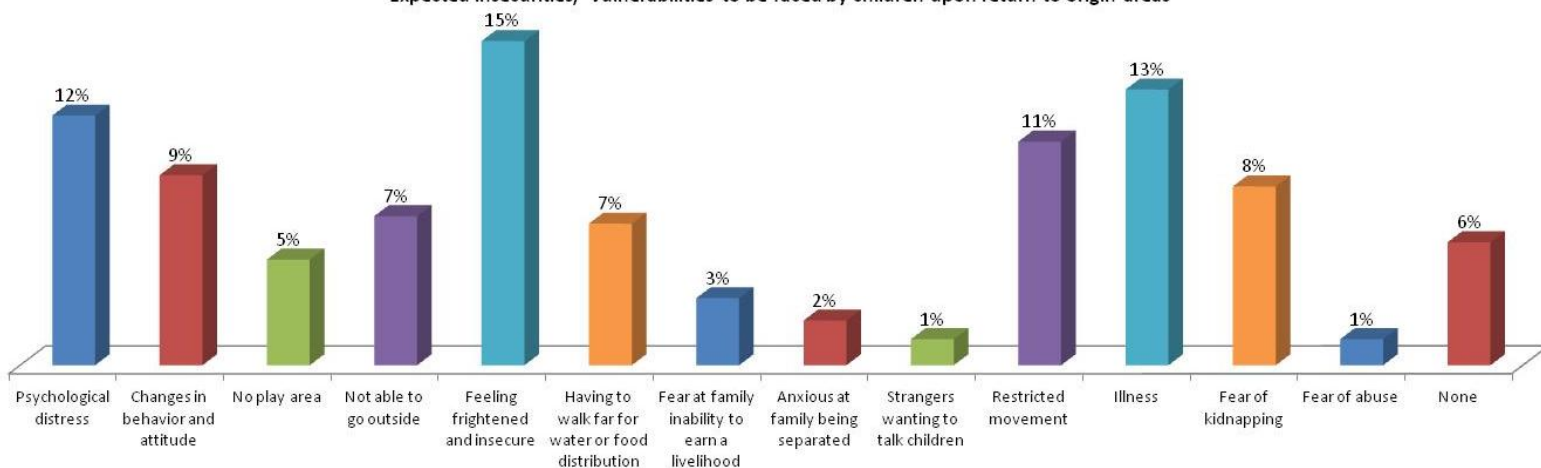
Planned timeframe for families wanting to return



Reason for not wanting to return to origin area now



Expected insecurities/ vulnerabilities to be faced by children upon return to origin areas



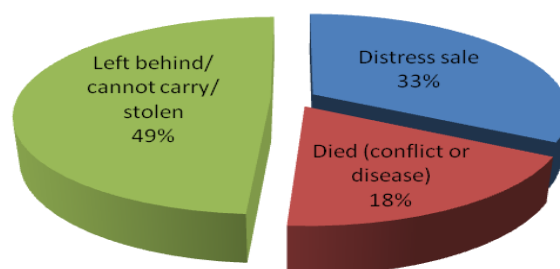
AGRICULTURE / INCOME / FOOD

Families living on daily wage labor in displacement	51%
Families whose monthly income in displacement is less than Rs. 5,000 per month.	58%
IDP families who own/rent land for cultivation in origin area	81%
IDP families who owned livestock in origin area prior to displacement	83%
IDP families who brought livestock with them to displacement location	6%
Most common negative coping strategies in displacement:	
1. Purchase food on debt	27%
2. Decrease expenses on healthcare	21%
3. Borrow food/ rely on help from friends	15%

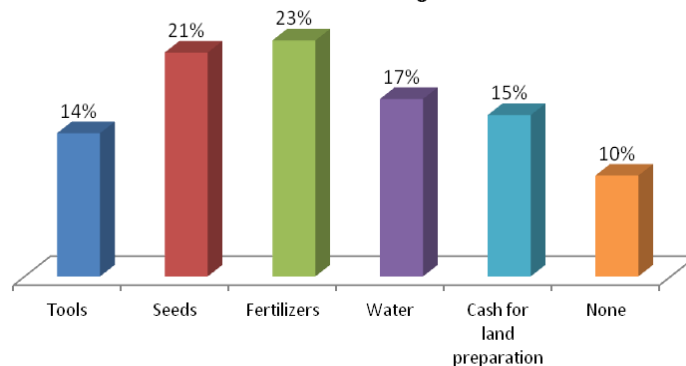
EDUCATION

Children not attending school in host location	55%
--	-----

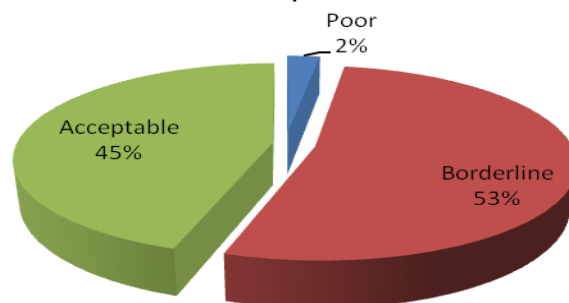
Reason livestock were not transported to displacement location



Priorities for land in origin location



Food consumption score



NB. All results are calculated using sample size of 196 which is the sample size needed (assuming maximum variation and regardless of population size) in order to ensure a 95% level of confidence in findings, with a 7% margin of error.

IVAP-II is funded by ECHO

