



196 IDP families (a total of 1,071 individuals) originating from Sararogha Tehsil (South Waziristan) were randomly selected from the list of 4,897 families identified in IVAP-I. They were surveyed with the IVAP-II multi-cluster questionnaire (which all clusters had previously fed questions into) between June and September, 2012. The families were surveyed in their displacement locations across Khyber Paktunkhwa, however the questions related to needs in their origin location. The results are generalized across the tehsil and presented below. All data relates to conditions and needs in origin location and should be used to inform humanitarian assistance provided to these families upon their return to these areas. Further information is available in the database found on the IVAP website (www.ivap.org.pk) or through contacting the IVAP team (irum.jamshed@pakistan.theirc.org).

GENERAL FAMILY INFORMATION

Average family size	5.4
Age breakdown	
1. Less than or equal to 2 years	9%
2. 3-4 years	8%
3. 5-17 years	41%
4. 18-50 years	31%
5. More than 50 years	11%
Individuals with stated vulnerability	
1. Widow	2%
2. Chronically ill	10%
3. Orphan	2%
4. Physically/ mentally disabled	2%
Gender breakdown	
1. Male	52%
2. Female	48%

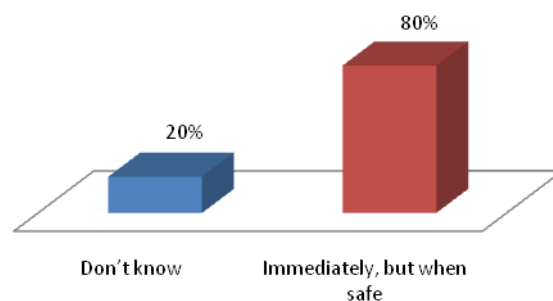
PROTECTION / CHILD PROTECTION

Families wanting to return to their origin location	87%
Most trusted sources of information on origin location	
1. People still living there	34%
2. Return visits by self/ someone else	30%
3. Radio/newspaper	32%

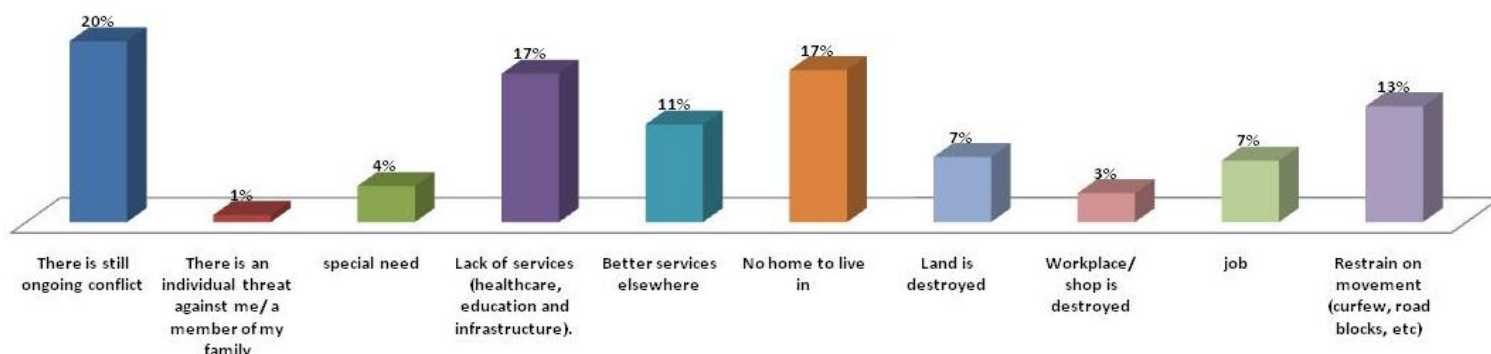
SHELTER

Majority of families own housing in their origin location with % of	96%
---	-----

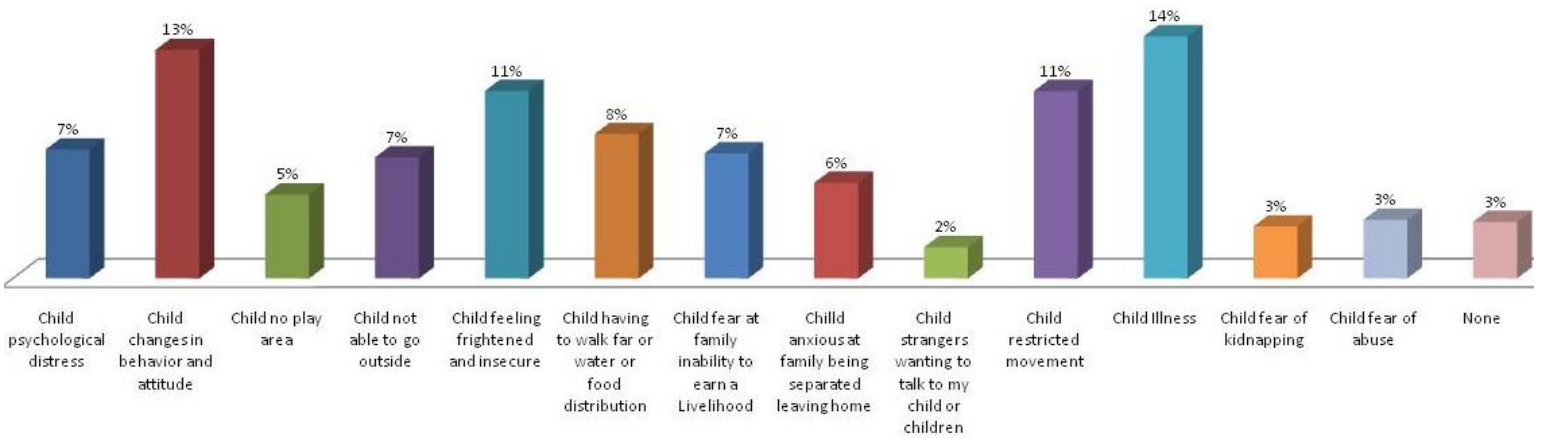
Planned timeframe of families planning to return



Reason for not wanting to return to area of origin now



Expected insecurities/ vulnerabilities to be faced by children upon return to origin areas



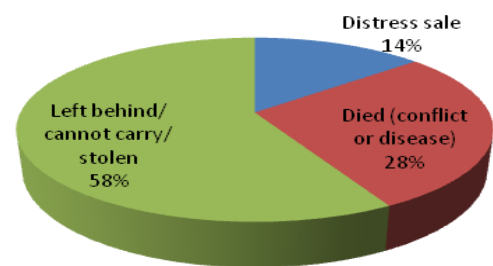
AGRICULTURE / INCOME / FOOD

Families living on daily wage labor in displacement	17%
Families whose monthly income in displacement is less than Rs. 5,000 per month.	41%
IDP families who own/rent land for cultivation in origin area	65%
IDP families who owned livestock in origin area prior to displacement	89%
IDP families who brought livestock with them to displacement location	1%
Most common negative coping strategies in displacement:	
1. Purchase food on debt	29%
2. Decrease expenses on healthcare	26%
3. Borrow food/ rely on help from friends	19%

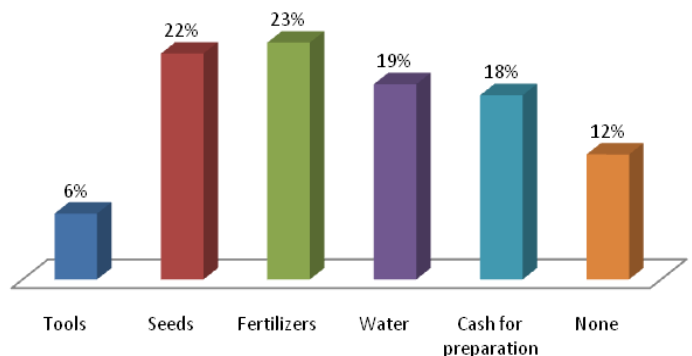
EDUCATION

Children not attending school in host location	52%
--	-----

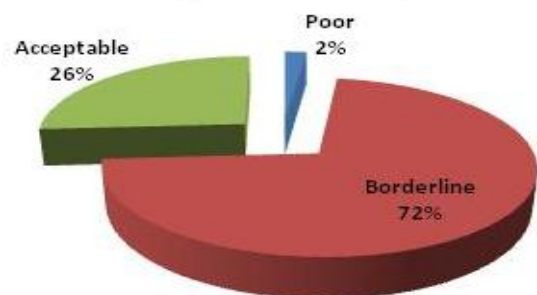
Reason livestock were not transported to displacement location



Priorities for land in origin location



Food consumption score in displacement



NB. All results are calculated using sample size of 196 which is the sample size needed (assuming maximum variation and regardless of population size) in order to ensure a 95% level of confidence in findings, with a 7% margin of error.

IVAP-II is funded by ECHO

