

# UPPER ORAKZAI TEHSIL (ORAKZAI AGENCY)

## IVAP-II SAMPLE DATA – Preliminary



196 IDP families (a total of 1,131 individuals) originating from Upper Orakzai tehsil (Orakzai Agency) in FATA were randomly selected from the list of 12,328 families identified in IVAP-I. They were surveyed with the IVAP-II multi-cluster questionnaire (which all clusters had previously fed questions into) between February and June 2012. The families were surveyed in their displacement locations across Khyber Paktunkhwa, however the questions related to needs in their origin location. The results are generalized across the tehsil and presented below. All data relates to conditions and needs in origin location and should be used to inform humanitarian assistance provided to these families upon their return to these areas. Further information is available in the database found on the IVAP website ([www.ivap.org.pk](http://www.ivap.org.pk)) or through contacting the IVAP team ([irum.jamshed@pakistan.theirc.org](mailto:irum.jamshed@pakistan.theirc.org)).

### GENERAL FAMILY INFORMATION

Average family size	5.6
Age breakdown	
1. Less than or equal to 2 years	8%
2. 3-4 years	8%
3. 5-17 years	42%
4. 18-50 years	34%
5. More than 50 years	8%
Individuals with stated vulnerability	
1. Widow	1%
2. Chronically ill	11%
3. Orphan	1%
4. Physically/ mentally disabled	2%
Gender breakdown	
1. Male	52%
2. Female	48%

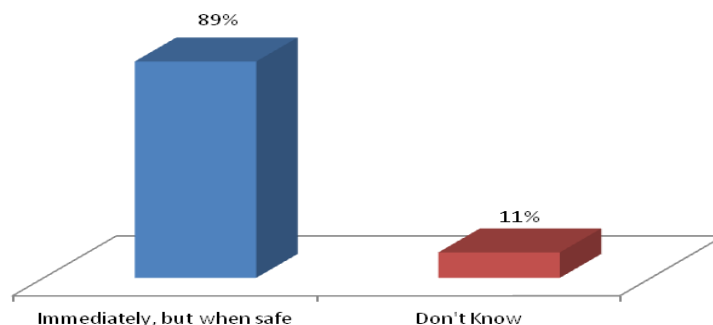
### PROTECTION / CHILD PROTECTION

Families wanting to return to their origin location	94%
Most trusted sources of information on origin location	
1. People still living there	37%
2. Return visits by self/ someone else	26%
3. Radio/newspaper	26%

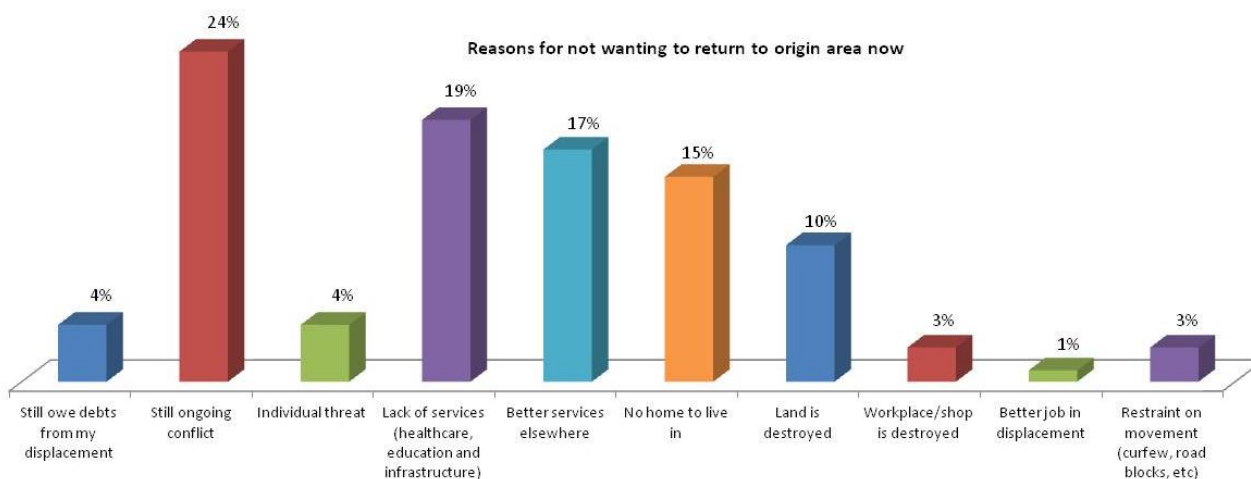
### SHELTER

Majority of families own housing in their origin location with % of	92%
---	-----

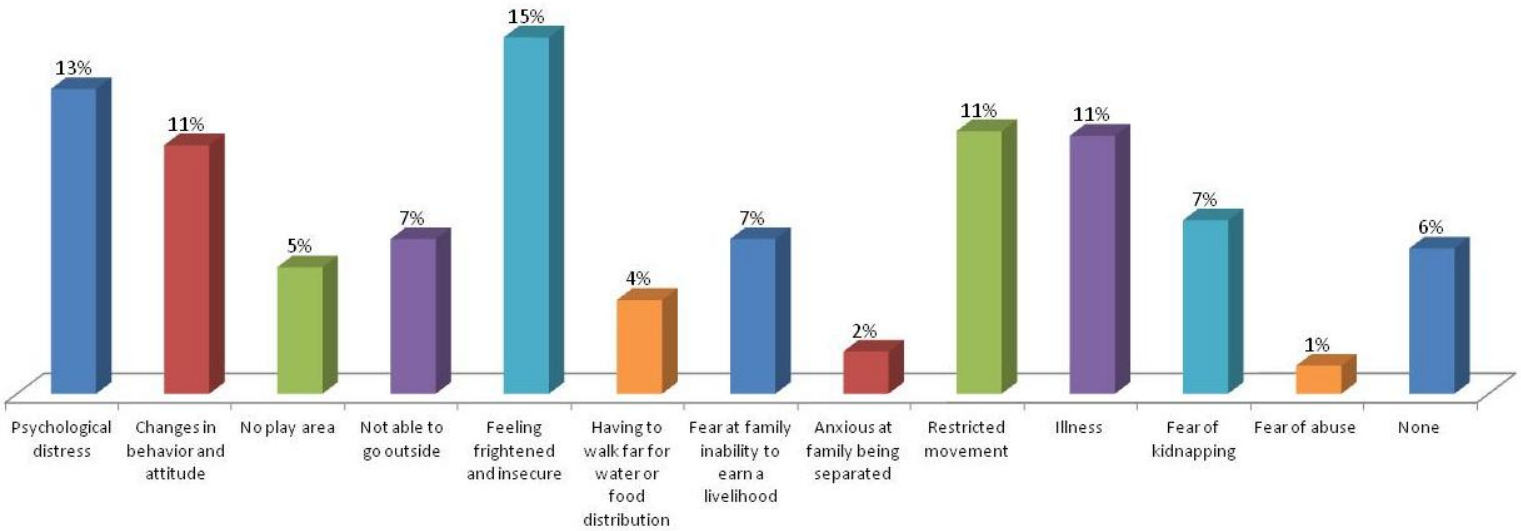
Planned timeframe for families wanting to return



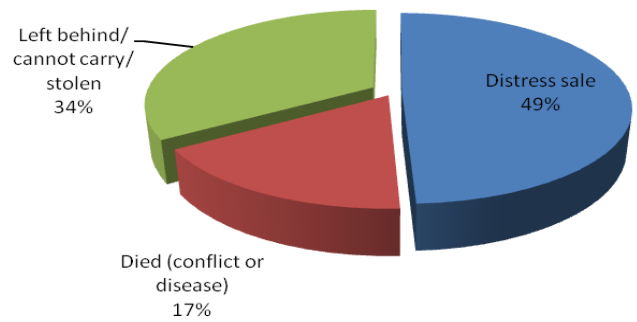
Reasons for not wanting to return to origin area now



**Expected insecurity/vulnerabilities for children upon return to origin areas**



**Reason livestock were not transported to displacement location**



Families living on daily wage labor in displacement	46%
Families whose monthly income in displacement is less than Rs. 5,000 per month.	65%
IDP families who own/rent land for cultivation in origin area	91%
IDP families who owned livestock in origin area prior to displacement	86%
IDP families who brought livestock with them to displacement location	12%
Most common negative coping strategies in displacement:	
1. Purchase food on debt	26%
2. Decrease expenses on healthcare	20%
3. Borrow food/ rely on help from friends	15%

**AGRICULTURE / INCOME / FOOD**

Children not attending school in host	61%
---------------------------------------	-----

**EDUCATION**

**Priorities for land in origin location**

